

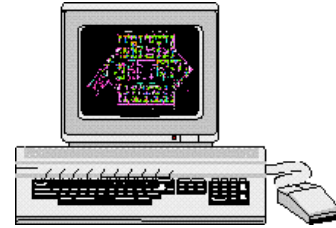
Trial Kitting

Trial Kitting – Forward

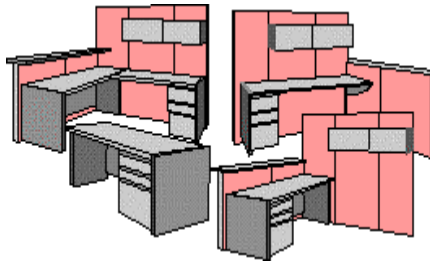
Forward Trial Kitting allows you to analyze your inventory and decide whether you can build the typical workstation(s) you selected, how many you can build with existing stock, and how much money you need to spend to build a specific number of those workstations if you don't have enough stock. It will also show you what stock needs to be refurbished before it can be used in building your desired workstations. This assumes that you have developed a CAD drawing for the proposed space and you simply want to know if you can build it. It answers the question..."Can I build This?"

“Can I build this?”

Use a CapSif file or existing Typical

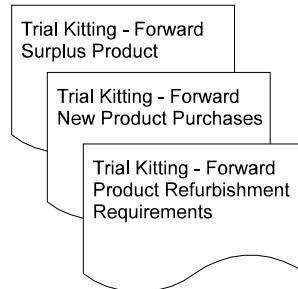


Trial Kit against existing product.



It answers the questions:

- What do you have in inventory?
- What will the refurbishment costs be?
- What do you have to buy?
- What will the cost of new products be?



If you do a CAP take-off of the proposed CAD drawings, you can import the CAPSIF file directly into the analysis.

Creating a Forward Trial Kit

A workstation is a complete unit. A buildup includes components which must go together. In Context, an example of a buildup would be an assembly that is made up of a binder bin and the posts required to support it.

You are required to have at least one workstation and/or buildup created with the appropriate Standard associated to it before you may perform the analysis.

There are three different elements you can perform a Forward Trial Kit (FTK) on or use in combination with one another:

- Workstation
- Buildup
- Sif file

From the left navigation bar select **Utilities, Forward Trial Kit:**

THE POWER TOOL FOR ASSET MANAGEMENT

Home | Help | Logout

Onsite Solutions
Welcome SYSTEM MANAGER

Inquiry
Movements
PDA Processing
Work Orders
Reports and Analysis
Setup
Utilities
Export CapSif
Forward Trial Kit
Maintenance
System Setup
User Setup

Forward TrialKit

Select a Customer
A - BAR001 - Barker Importers

Home > Function > Forward Trial Kit

Select Items

Select one or more products and/or SIF file you wish to Forward Trial Kit against

- ALS6X6-1-001 - MODULAR OFFICE REGIONAL, STEELCASE AVENIR,6X6,1PK,53H
- ALS6X6-2-001 - MODULAR OFFICE REGIONAL, STEELCASE AVENIR,6X6,2PK,53H
- ALS6X6-4-001 - MODULAR OFFICE REGIONAL, STEELCASE AVENIR,6X6,4PK,53H
- ALS6X7-1-001 - MODULAR OFFICE SECRETARIAL, STEELCASE AVENIR,6X7,1PK,53H
- ALS6X7-2-001 - MODULAR OFFICE SECRETARIAL, STEELCASE AVENIR,6X7,2PK,53H
- ALS6X7-4-001 - MODULAR OFFICE SECRETARIAL, STEELCASE AVENIR,6X7,4PK,53H

Workstation Buildup Add To List

SIF/SSF files

Select SIF or SSF files: Browse... Upload File

Selected Item(s)

Conduct Forward Trial Kit on the following items:

Display Options

Include items in the following conditions:

Touch Up
Clean
Minor Repair

Refurbished
Refurbish

Repair
Incomplete
Major Repair

Include items committed or reserved in:

Work Order Reservation

Other Options:

Show BOM Show stocked alternatives
* Display products with the same manufacturer model number.

Result Group By:

Product Workstation / Buildup

Select Buildings

Select one or more buildings you wish to check stock availability against.

Building Type: 00 - Regional and Local Warehouses

Building: DEMOCUB-VHSE07 - New Cubiculum Warehouse 07
DEMODES-VHSE05 - Art Nouveau Bldg.-Warehouse 05

Add To List

Selected Building(s)

Conduct Forward Trial Kit on the following buildings:

Copyright (C) 2005 - KISP Inc. All rights reserved. Various trademarks held by their respective owners.
Optimized for 1024 x 768 - High Color (16 bit) Resolution

Forward Trial Kitting Screen

Selecting Workstations or Buildups

1. Select a **Customer** from the drop-down selection box.
Any workstations set up for the customer appear in the *Select Items* list box.
2. If you want Buildups to display, check the *Buildup* box.
Any buildups set up for the customer appear in the *Select Items* list box.
3. Select the Standards (for the workstations or buildups) you want to include in the Forward Trial Kit (FTK) by highlighting them.
4. Click **Add to List**.
The selected Standards (for the workstations or buildups) appear in the *Selected Items* box. By default the quantity will be 1 for each Standard (for the workstation or buildup) selected.

Select Items
Select one or more products and/or SIF file you wish to Forward Trial Kit against

- ALSSX6-1-001 - MODULAR OFFICE REGIONAL, STEELCASE AVENIR,6X6,1PK,53H
- ALSSX6-2-001 - MODULAR OFFICE REGIONAL, STEELCASE AVENIR,6X6,2PK,53H
- ALSSX6-4-001 - MODULAR OFFICE REGIONAL, STEELCASE AVENIR,6X6,4PK,53H
- ALSSX7-1-001 - MODULAR OFFICE SECRETARIAL, STEELCASE AVENIR,6X7,1PK,53
- ALSSX7-2-001 - MODULAR OFFICE SECRETARIAL, STEELCASE AVENIR,6X7,2PK,53
- ALSSX7-4-001 - MODULAR OFFICE SECRETARIAL, STEELCASE AVENIR,6X7,4PK,53

Workstation Buildup [Add To List](#)

SIF/SSF files
Select SIF or SSF files: [Browse...](#) [Upload File](#)

Selected Item(s)
Conduct Forward Trial Kit on the following items:

All	Standard Id	Description	Quantity
<input type="checkbox"/>	ALS6X6-1-001	MODULAR OFFICE REGIONAL, STEELCASE AVENIR,6X6,1PK,53H	<input type="text" value="1"/>
<input type="checkbox"/>	ALS6X6-2-001	MODULAR OFFICE REGIONAL, STEELCASE AVENIR,6X6,2PK,53H	<input type="text" value="1"/>
<input type="checkbox"/>	UAS00002B	UNIT ASY-DESK,1 PED,3/4 HGT RECESSED BP,LK,35X70X30	<input type="text" value="1"/>

[Remove](#) | [Update](#)

Forward Trial Kit – Select Items section

Selecting Sif Files

A SIF file can be uploaded in the FTK screen to be compared against existing stock.

1. Select a **Customer** from the drop-down selection box.
Any workstations set up for the customer appear in the *Select Items* list box.
2. Search for the SIF file you want to compare by clicking **Browse**.
A *Choose File* screen displays allowing you to locate the desired file.

3. Select the file and click **Open**.
The *Choose File* screen closes and the file path is populated with your file.
4. Click on **Upload File**.
The SIF file appears in the *Selected Items* list. By default the quantity will be 1.

Select Items
Select one or more products and/or SIF file you wish to Forward Trial Kit against

- ALS6X6-1-001 - MODULAR OFFICE REGIONAL, STEELCASE AVENIR,6X6,1PK,53H
- ALS6X6-2-001 - MODULAR OFFICE REGIONAL, STEELCASE AVENIR,6X6,2PK,53H
- ALS6X6-4-001 - MODULAR OFFICE REGIONAL, STEELCASE AVENIR,6X6,4PK,53H
- ALS6X7-1-001 - MODULAR OFFICE SECRETARIAL, STEELCASE AVENIR,6X7,1PK,53H
- ALS6X7-2-001 - MODULAR OFFICE SECRETARIAL, STEELCASE AVENIR,6X7,2PK,53H
- ALS6X7-4-001 - MODULAR OFFICE SECRETARIAL, STEELCASE AVENIR,6X7,4PK,53H

Workstation Buildup [Add To List](#)

SIF/SSF files
Select SIF or SSF files: [Browse...](#) [Upload File](#)

Selected Item(s)
Conduct Forward Trial Kit on the following items:

All	Standard Id	Description	Quantity
<input type="checkbox"/>	ASSETS.sif-1	ASSETS.sif	<input type="text" value="1"/>

[Remove](#) | [Update](#)

Forward Trial Kit – Select Items section

Adjusting Quantities

You can adjust the quantity of any selected items by following these steps.

1. Adjust the quantity by highlighting the number and changing it to the desired quantity.
The quantity values change.
2. When the quantities are modified, click **Update**.
The new quantity values are saved.

Removing items from Selected list

If you would like to remove a selected item from the list follow these steps.

1. Check the box beside the item you want to remove.
The box is checked.
2. Click on Remove.
A pop-up asking if you are sure you want to remove the selected item(s) appears.
3. Click **OK**.
The selected item is removed from the *Selected Items* section.

Selecting Display Options

The selections made in the Display Options section determine how your FTK results display.

1. Select desired flags from the **Include** sections.

These quantities are based on the setup of the standard cost indicators.

Include items in the following conditions...	Includes the following...
Touchup	This option ensures that all items that need Touchup are included in the analysis.
Refurbished	This option ensures that all items that need Refurbishment are included in the analysis.
Repair	This option ensures that all items that need Repair are included in the analysis.

Include items committed or reserved in...	Includes the following...
Work Order	This option ensures the analysis includes any stock that is committed to a Work Order.
Reservation	This option ensures the analysis includes any stock that is reserved on a Reservation.

Other Options...	Displays the following...
Show BOM	This option ensures the full description of the Standard displays in the results.
Show stocked alternatives	This option ensures the results display products with the same manufacturer model number. This allows you to view possible alternatives to product instead of ordering new.

Result Group By...	Displays the following...
Product	This option ensures the results are grouped by Standard components that make up the selected workstations and buildups.
Workstation/Buildup	This option ensures the results are grouped by Workstation or buildup. This could result in the same standard being displayed more than one time in the results.

Forward Trial Kit – Display Options section

Selecting Buildings

You can select the buildings you would like to have the Forward Trial Kit base the results on. You need to select a minimum of one building to perform a FTK.

Only buildings that the user has access to will be displayed.

Only the contents of the buildings you select will be used in this analysis.

1. Select a **Building Type** from the drop-down selection box.
2. Select a **Building**. You can select multiple buildings by holding down the **CTRL** key while you select, or the **SHIFT** key to select a range.
3. Click on **Add to List**.
The selected buildings appear in the *Selected Buildings* section.

Forward Trial Kit – Select Building section

You can change the order of the buildings if you want. The order the buildings appear in the list determines the building priority. If you would like SnapTracker to pull from a particular building first, that building should appear at the top of the list.

You can also remove buildings from the list.

Changing the Building Order

This provides the ability to prioritize the warehouses enabling you to define which warehouse you want product to be pulled from first.

1. Check the box beside the building you would like to move.
2. Move the building in the list.

If you want to...	Do this...
Move the building up the list	Click the Move Up button beside the selected building.
Move the building down the list	Click the Move Down button beside the selected building.

Removing Buildings from Selected list

If you would like to remove a selected building from the list follow these steps.

1. Check the box beside the building you want to remove.
The box is checked.
2. Click on Remove.
A pop-up asking if you are sure you want to remove the building appears.
3. Click **OK**.
The selected building is removed from the *Selected Building(s)* section.

Creating a Forward Trial Kit Report

Once all the selections have been made, you are ready to create the FTK report.

1. Click **Show Forward Trial Kit Results**.
The Forward Trial Kit Results page displays.

Cost Analysis

Ready: \$0.00
 Touchup: \$1,500.00
 Refurbished: \$0.00
 Repair: \$300.00
 New: \$0.00
 Price Out: \$1,400.00

Grand Total: \$3,200.00

Item List

Standard Id	Description	Quantity Required
ALS6X7-4-001	MODULAR OFFICE SECRETARIAL, STEELCASE AVENIR,6X7,4PK,53H	5

Building(s) Selected

DEMOCUB-WHSE07 - New Cubiculum Warehouse 07
 DEMODES-WHSE05 - Art Nouveau Bldg.-Warehouse 05

Result By Product

Catalog No Standard Id	Req'd/ Total	Base Price	Ready	Touch Up	Refurbished	Repair	New	Total Price
1 99001	20		(35)	(41)	(20)	(81)		
EPN00001	20		20	0	0	0	0	
BOM		Price Out \$5.00	\$20.00	\$40.00	\$30.00	\$137.00		\$100.00
2 99004AEFL	20		(38)	(20)	(20)	(40)		
VKS00002	20		20	0	0	0	0	
BOM		Price Out \$5.00	\$75.00	\$150.00	\$75.00	\$136.00		\$100.00
3 99005AEFL	20		(29)	(43)	(20)	(40)		
VKS00004	20		20	0	0	0	0	
BOM		Price Out \$5.00	\$75.00	\$150.00	\$75.00	\$147.50		\$100.00
4 99409	20		(60)	(20)	(20)	(40)		
CND00001	20		20	0	0	0	0	
BOM		Price Out \$5.00	\$40.00	\$75.00	\$50.00	\$68.00		\$100.00
5 BHS36	20		(27)	(20)	(20)	(60)		
SHF00003	20		20	0	0	0	0	
BOM		Price Out \$5.00	\$75.00	\$100.00	\$85.00	\$83.00		\$100.00
6 BSC	40		(46)	(20)	(20)	(40)		
CTS00002	40		40	0	0	0	0	
BOM		Price Out \$5.00	\$20.00	\$40.00	\$30.00	\$45.00		\$200.00
7 MPTAM4130	20		(49)	(20)	(20)	(40)		
PNL00007	20		20	0	0	0	0	
BOM		Price Out \$5.00	\$75.00	\$150.00	\$100.00	\$257.50		\$100.00
8 MPTAM4130	20		(27)	(20)	(20)	(40)		
PNL00008	20		20	0	0	0	0	
BOM		Price Out \$5.00	\$75.00	\$150.00	\$100.00	\$225.50		\$100.00
9 MPTAM4130	40		(17)	(20)	(20)	(40)		
PNL00009	40		17	20	0	3	0	
BOM		Price Out \$5.00	\$75.00	\$150.00	\$100.00	\$250.00		\$2,000.00
10 PCVWR90W24ST	20		(31)	(20)	(20)	(73)		
CWK00001	20		20	0	0	0	0	
BOM		Price Out \$5.00	\$75.00	\$150.00	\$75.00	\$485.50		\$100.00
11 PWR242L	20		(37)	(0)	(0)	(0)		
PED00002	20		20	0	0	0	0	
BOM		Price Out \$5.00	\$80.00	\$120.00	\$100.00	\$651.00		\$100.00
12 PWR243L	20		(42)	(20)	(20)	(79)		
PED00001	20		20	0	0	0	0	
BOM		Price Out \$5.00	\$80.00	\$120.00	\$100.00	\$651.00		\$100.00
Price Out			\$1,285.00	\$100.00	\$0.00	\$15.00		\$1,400.00
			0					
Total	280		257	20	0	3	0	
	280		\$0.00	\$1,500.00	\$0.00	\$300.00	\$0.00	\$3,200.00

[Print](#) | [Close](#)

Forward Trial Kit Results

The results page displays the costs to build the typicals you have selected. The report displays how many are available from stock and how many are required new. You may edit the results by typing into the appropriate field. The *Grand Total* will change as you enter your edits.

Explaining the different parts of the report

The Forward Trial Kit report is divided into 5 separate sections, each providing different information for you:

- Item List
- Result By Product
- Cost Analysis
- Building(s) selected
- Quick Links

Item List

The Item List provides a summary of the workstations or buildups you have selected for conducting the FTK. The Item List provides the following information:

- The Standard (of the Workstation or Buildup selected)
- The Description of the Standards
- The Quantity requested for each workstation or buildup in the FTK

Item List		
Standard Id	Description	Quantity Required
ALS6X6-1-001	MODULAR OFFICE REGIONAL, STEELCASE AVENIR,6X6,1PK,53H	40
ALS6X6-2-001	MODULAR OFFICE REGIONAL, STEELCASE AVENIR,6X6,2PK,53H	40

Forward Trial Kit Results – Item List section

Result by Product

The Result by Product section provides a breakdown of the individual components that make up the requested workstations or buildups.

The Result by Product section provides the following information:

- Catalog Number – The catalog number for the Standard.
- Standard – The Standard assigned to the individual component.
- Total Required – The total quantity of the individual component required to create the number of workstations/buildups requested.
- Base Price – The Price Out fee (as set up in the Customer or Standard screen) is considered the base price or minimum cost for each item.

The totals generated for the cost of touchup, refurbish, and repair, are an educated estimate, based on the costs supplied at the Standard Class or Standard level for each component. If you place an average price for an item, you will only be shown the mean price to perform that service.

- Quantity in Ready Conditions – This column provides two pieces of information. Above the text box, the total currently in inventory that is available in Ready condition displays. The amount in the text box indicates how many items meet the condition requirement and will be used to fulfill the request.
- Quantity in Touchup Conditions – This column provides two pieces of information. Above the text box, the total currently in inventory that is available in Touchup condition displays. The amount in the text box indicates how many items meet the condition requirement and will be used to fulfill the request.
- Quantity in Refurbished Conditions – This column provides two pieces of information. Above the text box, the total currently in inventory that is available in Refurbished condition displays. The amount in the text box indicates how many items meet the condition requirement and will be used to fulfill the request.
- Quantity in Repair Conditions – This column provides two pieces of information. Above the text box, the total currently in inventory that is available in Repair condition displays. The amount in the text box indicates how many items meet the condition requirement and will be used to fulfill the request.
- Quantity to be ordered New – The amount in the text box indicates how many items need to be ordered new to fulfill the request.
- Total Price – This is the total price per component to be incurred in order to fulfill the request.
The value is calculated in the following manner:
 - (Qty Ready x Piece Out Price)
 - + (Qty Touchup x Touchup Cost)
 - + (Qty Touchup x Piece Out Price)
 - + (Qty Refurbished x Refurb Cost)
 - + (Qty Refurbished x Piece Out Price)
 - + (Qty Repair x Repair Cost)
 - + (Qty Repair x Piece Out Price)
 - + (Qty New x Default Purchase Price)
 - Total Price
- Totals of quantities and dollar values
 - The Totals at the bottom of the results screen show the total Price Out for each column.
 - The total required pieces and a summary of how many come from each column.
 - Total costs for each column and a grand total of the estimated cost to fulfill the request.

Result By Product								
Catalog No Standard Id	Req'd/ Total	Base Price	Ready	Touch Up	Refurb- ished	Repair	New	Total Price
1 99001	120		(35)	(41)	(20)	(81)		
EPN00001	120		<input type="text" value="35"/>	<input type="text" value="41"/>	<input type="text" value="0"/>	<input type="text" value="44"/>	<input type="text" value="0"/>	
		Price Out \$5.00		\$20.00	\$40.00	\$30.00	\$137.00	\$2,740.00
2 99004AEFL	120		(38)	(20)	(20)	(40)		
WKS00002	120		<input type="text" value="38"/>	<input type="text" value="20"/>	<input type="text" value="20"/>	<input type="text" value="40"/>	<input type="text" value="2"/>	
		Price Out \$5.00		\$75.00	\$150.00	\$75.00	\$136.00	\$8,362.00
3 99005AEFL	120		(29)	(43)	(20)	(40)		
WKS00004	120		<input type="text" value="29"/>	<input type="text" value="43"/>	<input type="text" value="8"/>	<input type="text" value="40"/>	<input type="text" value="0"/>	
		Price Out \$5.00		\$75.00	\$150.00	\$75.00	\$147.50	\$8,025.00
4 99409	120		(60)	(20)	(20)	(40)		
CND00001	120		<input type="text" value="60"/>	<input type="text" value="20"/>	<input type="text" value="0"/>	<input type="text" value="40"/>	<input type="text" value="0"/>	
		Price Out \$5.00		\$40.00	\$75.00	\$50.00	\$68.00	\$3,400.00
5 BHS36	120		(27)	(20)	(20)	(60)		
SHF00003	120		<input type="text" value="27"/>	<input type="text" value="20"/>	<input type="text" value="13"/>	<input type="text" value="60"/>	<input type="text" value="0"/>	
		Price Out \$5.00		\$75.00	\$100.00	\$85.00	\$83.00	\$8,500.00
6 BSC	240		(46)	(20)	(20)	(40)		
CTS00002	240		<input type="text" value="46"/>	<input type="text" value="20"/>	<input type="text" value="20"/>	<input type="text" value="40"/>	<input type="text" value="114"/>	
		Price Out \$5.00		\$20.00	\$40.00	\$30.00	\$45.00	\$8,160.00
7 MPTAM4130	120		(49)	(20)	(20)	(40)		
PNL00007	120		<input type="text" value="49"/>	<input type="text" value="20"/>	<input type="text" value="11"/>	<input type="text" value="40"/>	<input type="text" value="0"/>	
		Price Out \$5.00		\$75.00	\$150.00	\$100.00	\$257.50	\$7,750.00
8 MPTAM4130	120		(27)	(20)	(20)	(40)		
PNL00008	120		<input type="text" value="27"/>	<input type="text" value="20"/>	<input type="text" value="20"/>	<input type="text" value="40"/>	<input type="text" value="13"/>	
		Price Out \$5.00		\$75.00	\$150.00	\$100.00	\$225.50	\$11,966.50
9 MPTAM4130	240		(17)	(20)	(20)	(40)		
PNL00009	240		<input type="text" value="17"/>	<input type="text" value="20"/>	<input type="text" value="20"/>	<input type="text" value="40"/>	<input type="text" value="143"/>	
		Price Out \$5.00		\$75.00	\$150.00	\$100.00	\$250.00	\$44,735.00
10 PCWR90W24ST	120		(31)	(20)	(20)	(73)		
CWK00001	120		<input type="text" value="31"/>	<input type="text" value="20"/>	<input type="text" value="0"/>	<input type="text" value="69"/>	<input type="text" value="0"/>	
		Price Out \$5.00		\$75.00	\$150.00	\$75.00	\$485.50	\$7,275.00
11 PWR243L	120		(42)	(20)	(20)	(79)		
PED00001	120		<input type="text" value="42"/>	<input type="text" value="20"/>	<input type="text" value="0"/>	<input type="text" value="58"/>	<input type="text" value="0"/>	
		Price Out \$5.00		\$80.00	\$120.00	\$100.00	\$651.00	\$8,000.00
Price Out		\$2,005.00	\$1,320.00	\$560.00	\$2,555.00		\$6,440.00	
Total	1560		401	264	112	511	272	\$118,913.50
	1560	\$0.00	\$15,845.00	\$13,950.00	\$38,595.00	\$44,083.50		

Forward Trial Kit Results – Result by Product section

You can print the results for future reference, or you can close this window.

Editing the Results

You may edit the results by modifying the quantities currently in the appropriate text box. The *Grand Total* will change as you enter your edits.

As an example, let's use one standard from the screen shot above: EPN00001. There are a total of 120 required. 35 can be used in Ready conditions, 41 in Touchup and 44 in Repair. The total price is \$2,740.00. There are also 20 available in Refurbished condition.

Catalog No Standard Id	Req'd/ Total	Base Price	Ready	Touch Up	Refurb- ished	Repair	New	Total Price
1 99001	120		(35)	(41)	(20)	(81)		
EPN00001	120		<input type="text" value="35"/>	<input type="text" value="41"/>	<input type="text" value="0"/>	<input type="text" value="44"/>	<input type="text" value="0"/>	
		Price Out \$5.00		\$20.00	\$40.00	\$30.00	\$137.00	\$2,740.00

Forward Trial Kit Results – Result by Product cross-section

What would happen if the quantities in these boxes were edited?

Catalog No Standard Id	Req'd/ Total	Base Price	Ready	Touch Up	Refurb- ished	Repair	New	Total Price
1 99001	120		(35)	(41)	(20)	(81)		
EPN00001	120		<input type="text" value="20"/>	<input type="text" value="41"/>	<input type="text" value="18"/>	<input type="text" value="41"/>	<input type="text" value="0"/>	
	Price Out	\$5.00		\$20.00	\$40.00	\$30.00	\$137.00	\$3,370.00

Forward Trial Kit Results – Result by Product cross-section

The Ready amount was modified to 20, there are now 18 used in Refurbished condition and only 41 in Repair. The Total Price has changed to \$3,370.00. You can edit any of these text boxes and the totals will be modified as you proceed.

Looking at Cost Analysis

The Cost Analysis Summary shows a quick synopsis of the total costs for the FTK. It summarizes the costs for all items required from each condition to fulfill the request and provides a Grand Total.

Cost Analysis	
Ready:	\$0.00
Touchup:	\$15,845.00
Refurbished:	\$13,950.00
Repair:	\$38,595.00
New:	\$44,083.50
Price Out:	\$6,440.00
Grand Total:	\$118,913.50

Forward Trial Kit Results – Cost Analysis section

Referring to Building(s) Selected

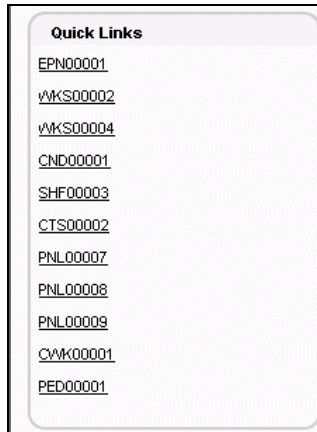
The building(s) selected section summarizes the buildings (and the priority) selected to fulfill the request.

Building(s) Selected
DEMOCUB-WHSE07 - New Cubiculum Warehouse 07
DEMODES-WHSE05 - Art Nouveau Bldg.-Warehouse 05

Forward Trial Kit Results – Building(s) Selected section

Referring to Quick Links

The *Quick Links* in the left navigation will take you to the appropriate Standard within the results page. Choose the Standard you wish to see and the page will automatically scroll you to the correct area within the Result by Product section.



Forward Trial Kit Results – Quick Links section

Demonstrating Different Display Options

This section gives examples of the Forward Trial Kit Results screen based on the selection of different Display Options.

Selecting Show BOM

This option ensures the full description of the Standard displays in the results. If the Display Option of **Show BOM** is selected, the results will appear as the image below, with an extra line called BOM.

Catalog No	Req'd/	Base	Ready	Touch Up	Refurb-	Repair	New	Total Price
Standard Id	Total	Price		Refurb-	ished			
1 99001	40		(0)	(41)	(20)	(81)		
EPN00001	40		0	40	0	0	0	
BOM		Price Out \$5.00		\$20.00	\$40.00	\$30.00	\$137.00	\$1,000.00

Forward Trial Kit Results – Result by Product cross-section

Place your mouse over BOM and you see the full description of the item.

Catalog No	Req'd/	Base	Ready	Touch Up	Refurb-	Repair	New	Total Price
Standard Id	Total	Price		Refurb-	ished			
1 99001	40		(0)	(41)	(20)	(81)		
EPN00001	40		0	40	0	0	0	
BOM		Price Out \$5.00		\$20.00	\$40.00	\$30.00	\$137.00	\$1,000.00
2 99001				(20)	(40)			
WKS					0	0	0	
BOM				5.00	\$150.00	\$75.00	\$136.00	\$350.00
3 99001	4761				(0)	(0)		

Forward Trial Kit Results – Result by Product cross-section

Selecting Show Stocked Alternatives

This option ensures the results display products with the same manufacturer model number. This allows you to view possible alternatives to product instead of ordering new.

The results will show the exact component first, then any other standards with the same catalog code. An *ALT* tag will mark the stocked alternatives.

When you use the Stocked Alternatives option, also select the Show BOM option in order to view the full description of the alteranatives.

Catalog No Standard Id	Req'd/ Total	Base Price	Ready	Touch Up	Refurb- ished	Repair	New	Total Price
1 99001	40		(0)	(41)	(20)	(81)		
EPN00001	40		0	40	0	0	0	
		Price Out \$5.00		\$20.00	\$40.00	\$30.00	\$137.00	\$1,000.00
2 99001			(0)	(0)	(0)	(0)		
EPN00002	<ALT		0	0	0	0	0	
		Price Out \$5.00		\$20.00	\$40.00	\$30.00	\$137.00	
3 99001			(0)	(0)	(0)	(0)		
EPN00003	<ALT		0	0	0	0	0	
		Price Out \$5.00		\$20.00	\$40.00	\$30.00	\$137.00	
4 99001			(0)	(0)	(0)	(0)		
EPN00010	<ALT		0	0	0	0	0	
		Price Out \$5.00		\$20.00	\$40.00	\$30.00	\$247.00	

Forward Trial Kit Results – Result by Product cross-section

Selecting Result Group by Workstation/Buildup

This option ensures the results are grouped by Workstation or Buildup. This could result in the same standard being displayed more than one time in the results.

In this situation, the components that make up each workstation/buildup are separated by workstation/buildup, not combined.

(Previous screen shots showing the Forward Trial Kit results have shown the results grouped by Product).

Forward TrialKit

Cost Analysis	
Ready:	\$0.00
Touchup:	\$4,520.00
Refurbished:	\$5,840.00
Repair:	\$1,470.00
New:	\$51,148.50
Price Out:	\$1,795.00
Grand Total:	\$64,773.50

Building(s) Selected
 DEMOCUB-WARE07 - New Curriculum Warehouse 07

- Quick Links**
- PHL0007
 ALSSX-1-001
 ALSSX-2-001
 - PHL0008
 ALSSX-1-001
 ALSSX-2-001
 - PHL0009
 ALSSX-1-001
 ALSSX-2-001
 - CVK0001
 ALSSX-1-001
 ALSSX-2-001
 - VKS0004
 ALSSX-1-001
 ALSSX-2-001
 - VKS0002
 ALSSX-1-001
 ALSSX-2-001
 - SFP0003
 ALSSX-1-001
 ALSSX-2-001
 - PED0001
 ALSSX-1-001
 ALSSX-2-001
 - CHD0001
 ALSSX-1-001
 ALSSX-2-001
 - CTS0002
 ALSSX-1-001
 ALSSX-2-001
 - EPN0001
 ALSSX-1-001
 ALSSX-2-001

Item List		
Standard Id	Description	Quantity Required
ALSSX-1-001	MODULAR OFFICE REGIONAL, STEELCASE AVENR,6X6,1PK,53H	40
ALSSX-2-001	MODULAR OFFICE REGIONAL, STEELCASE AVENR,6X6,2PK,53H	1

Result By Workstation/Buildup

Workstation / Buildup		Required		Description					Total Price
ALSSX-1-001		40		MODULAR OFFICE REGIONAL, STEELCASE AVENR,6X6,1PK,53H					
Catalog No	Req'd/ Total	Base Price	Ready	Touch Up	Refurbished	Repair	New	Total Price	
1 MFTAM4130	40		(1)	(20)	(20)	(40)			
PHL0007	40		1	20	18	0	0		
		Price Out \$5.00		\$75.00	\$150.00	\$100.00	\$257.50	\$4,550.00	
2 MFTAM4130	40		(27)	(0)	(0)	(0)			
PHL0008	40		27	0	0	0	13		
		Price Out \$5.00		\$75.00	\$150.00	\$100.00	\$225.50	\$3,866.50	
3 MFTAM4130	80		(0)	(0)	(0)	(0)			
PHL0009	80		0	0	0	0	80		
		Price Out \$5.00		\$75.00	\$150.00	\$100.00	\$250.00	\$20,000.00	
4 PCWR9W24ST	40		(0)	(0)	(0)	(0)			
CVK0001	40		0	0	0	0	40		
		Price Out \$5.00		\$75.00	\$150.00	\$75.00	\$485.50	\$19,420.00	
5 99004EFL	40		(0)	(0)	(0)	(0)			
VKS0004	40		0	0	0	0	40		
		Price Out \$5.00		\$75.00	\$150.00	\$75.00	\$147.50	\$5,900.00	
6 99004EFL	40		(38)	(20)	(20)	(40)			
VKS0002	40		38	2	0	0	0		
		Price Out \$5.00		\$75.00	\$150.00	\$75.00	\$136.00	\$350.00	
7 EHS36	40		(0)	(20)	(20)	(40)			
SFP0003	40		0	20	20	0	0		
		Price Out \$5.00		\$75.00	\$100.00	\$85.00	\$83.00	\$3,700.00	
8 PWR243L	40		(42)	(0)	(0)	(38)			
PED0001	40		40	0	0	0	0		
		Price Out \$5.00		\$60.00	\$120.00	\$100.00	\$651.00	\$200.00	
9 99409	40		(50)	(0)	(0)	(0)			
CHD0001	40		40	0	0	0	0		
		Price Out \$5.00		\$40.00	\$75.00	\$50.00	\$60.00	\$200.00	
10 BSC	80		(0)	(20)	(20)	(40)			
CTS0002	80		0	20	20	40	0		
		Price Out \$5.00		\$20.00	\$40.00	\$30.00	\$45.00	\$2,800.00	
11 99001	40		(0)	(41)	(20)	(81)			
EPN0001	40		0	40	0	0	0		
		Price Out \$5.00		\$20.00	\$40.00	\$30.00	\$137.00	\$1,800.00	
Price Out		\$730.00	\$516.00	\$295.00	\$200.00			\$1,735.00	
Total	520	\$6.00	146	192	59	40	173	\$61,106.50	

Workstation / Buildup

Workstation / Buildup		Required		Description					Total Price
ALSSX-2-001		1		MODULAR OFFICE REGIONAL, STEELCASE AVENR,6X6,2PK,53H					
Catalog No	Req'd/ Total	Base Price	Ready	Touch Up	Refurbished	Repair	New	Total Price	
1 MFTAM4130	2		(0)	(0)	(1)	(40)			
PHL0007	2		0	0	1	1	0		
		Price Out \$5.00		\$75.00	\$150.00	\$100.00	\$257.50	\$260.00	
2 MFTAM4130	2		(0)	(0)	(0)	(0)			
PHL0008	2		0	0	0	0	2		
		Price Out \$5.00		\$75.00	\$150.00	\$100.00	\$225.50	\$461.00	
3 MFTAM4130	4		(0)	(0)	(0)	(0)			
PHL0009	4		0	0	0	0	4		
		Price Out \$5.00		\$75.00	\$150.00	\$100.00	\$250.00	\$1,800.00	
4 PCWR9W24ST	2		(0)	(0)	(0)	(0)			
CVK0001	2		0	0	0	0	2		
		Price Out \$5.00		\$75.00	\$150.00	\$75.00	\$485.50	\$971.00	
5 99004EFL	2		(0)	(0)	(0)	(0)			
VKS0004	2		0	0	0	0	2		
		Price Out \$5.00		\$75.00	\$150.00	\$75.00	\$147.50	\$295.00	
6 99004EFL	2		(0)	(18)	(20)	(40)			
VKS0002	2		0	2	0	0	0		
		Price Out \$5.00		\$75.00	\$150.00	\$75.00	\$136.00	\$160.00	
7 EHS36	2		(0)	(0)	(0)	(40)			
SFP0003	2		0	0	0	2	0		
		Price Out \$5.00		\$75.00	\$100.00	\$85.00	\$83.00	\$180.00	
8 PWR243L	2		(2)	(0)	(0)	(38)			
PED0001	2		2	0	0	0	0		
		Price Out \$5.00		\$60.00	\$120.00	\$100.00	\$651.00	\$10.00	
9 99409	2		(20)	(0)	(0)	(0)			
CHD0001	2		2	0	0	0	0		
		Price Out \$5.00		\$40.00	\$75.00	\$50.00	\$60.00	\$10.00	
10 BSC	4		(0)	(0)	(0)	(0)			
CTS0002	4		0	0	0	0	4		
		Price Out \$5.00		\$20.00	\$40.00	\$30.00	\$45.00	\$180.00	
11 99001	2		(0)	(1)	(20)	(81)			
EPN0001	2		0	1	1	0	0		
		Price Out \$5.00		\$20.00	\$40.00	\$30.00	\$137.00	\$70.00	
Price Out		\$20.00	\$15.00	\$10.00	\$15.00			\$60.00	
Total	26	4	3	2	3	14	\$2,897.00	\$3,587.00	
Price Out		\$750.00	\$525.00	\$385.00	\$215.00			\$1,795.00	
Total	546	\$6.00	160	195	61	43	187	\$64,773.50	

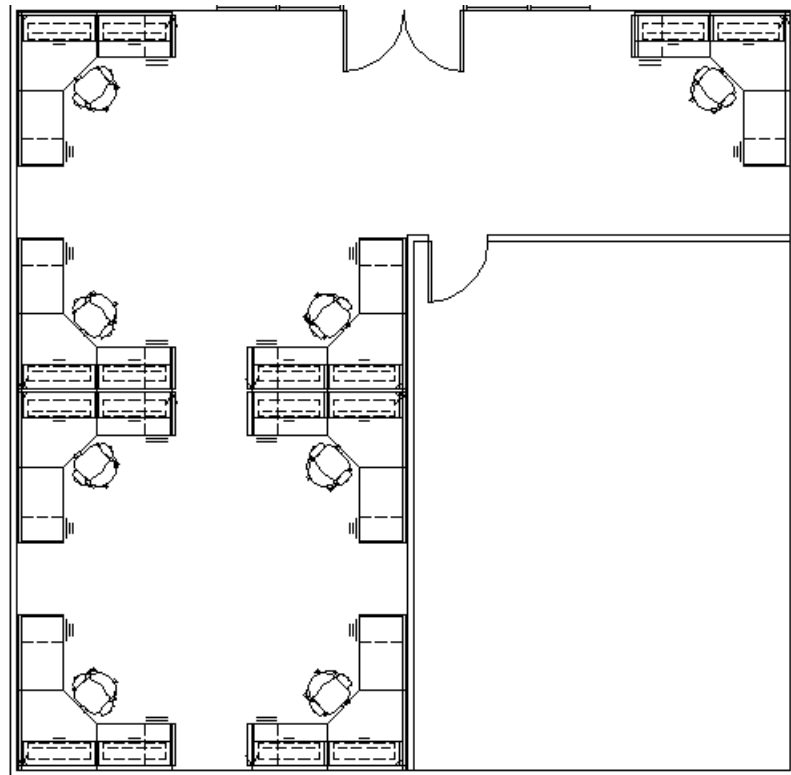
Print | Close

Forward Trial Kit Results – Results Grouped by Workstation/Buildup

Forward Trial Kitting Scenario

Overview

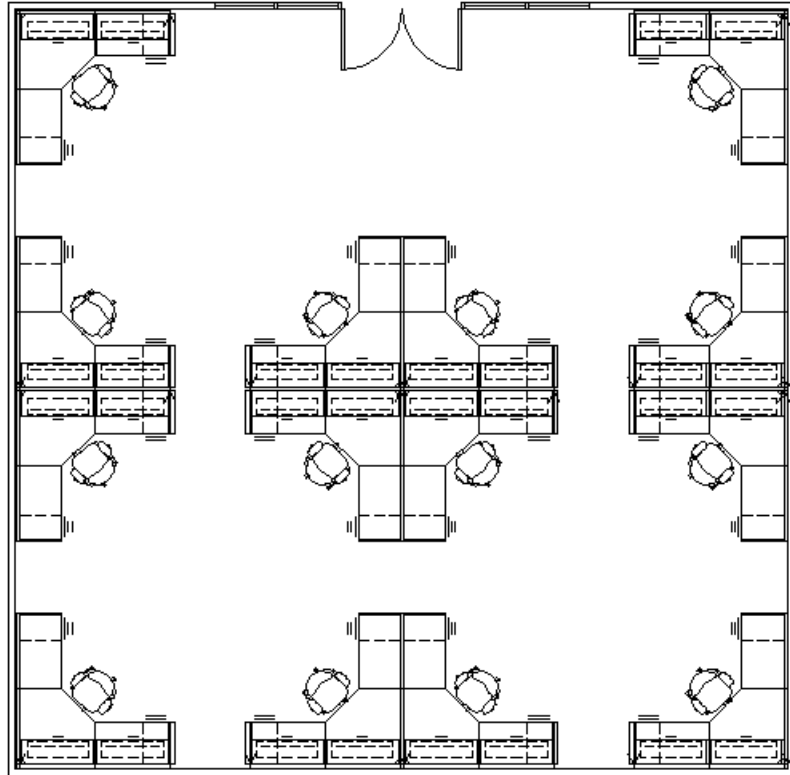
Barker Importers has just acquired two new customers and has decided to expand their customer service department. They currently have a storage room in the same area as the department that they wish to expand.



Bugs Bunny Customer Service Department – Existing

Client Requirements

They wish to use the existing furniture and draw from their existing stock stored at the dealer's warehouse. They would like to add six additional workstations to the existing eight.



Bugs Bunny Customer Service Department – Proposed Floor Plan Layout

The SnapTracker dealer, Daffy Duck's Business Interiors has kept track of the inventory both in the warehouse and on-site.

*Proposed Quantity
Requirement for this typical:*

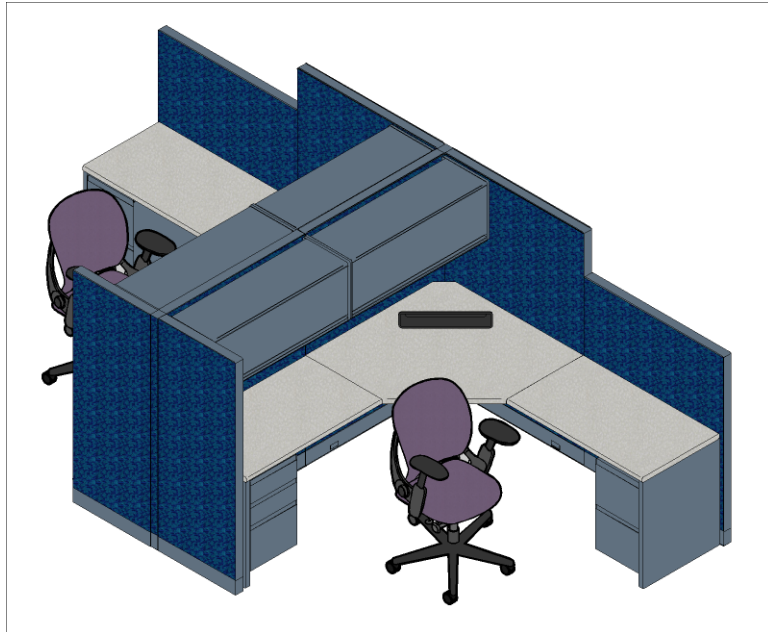
4



Workstation Typical WKSTN01

*Proposed Quantity
Requirement for this typical:*

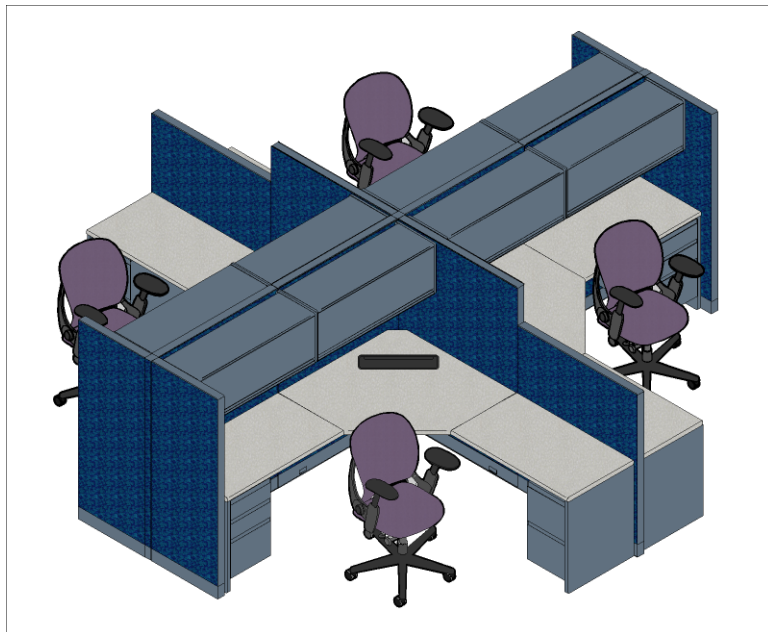
3




Workstation Typical WKSTN02 (2-pack)

*Proposed Quantity
Requirement for this typical:*

1




Workstation Typical WKSTN04 (4-pack)



Daffy's Warehouse Facility WHSE02

Trial Kitting will analyze the inventory in the database that is stored as standards and use the Workstation Bill of Material information to assemble them into the desired workstations.



Components

Running The Forward Trial Kit

Once the SnapTracker dealer established what the customer's goals were, they ran the actual analysis.

From the left navigation bar select **Utilities, Forward Trial Kit:**

The screenshot displays the 'Forward TrialKit' interface in SnapTracker. The top navigation bar includes 'Home', 'Help', and 'Logout'. The sidebar on the left lists various system management options. The main content area is divided into several sections:

- Select Items:** A list of items with checkboxes and a 'Workstation' checkbox. The selected item is ALS6X6-1-001.
- SIF/SSF files:** A section for uploading files.
- Selected Item(s):** A table with columns for 'Standard Id', 'Description', and 'Quantity'. The table contains three rows with quantities set to 1.
- Display Options:** A section with various checkboxes for filtering items, such as 'Touch Up', 'Refurbished', and 'Repair'.
- Select Buildings:** A section for selecting buildings, with a dropdown menu and a list of buildings.
- Selected Building(s):** A table with columns for 'Building Id', 'Description', and 'Quantity'. The table contains two rows with quantities set to 1.

At the bottom of the screen, there is a 'Show Forward Trial Kit Results' button and a copyright notice: 'Copyright (C) 2005 - KISP Inc. All rights reserved. Various trademarks held by their respective owners. Optimized for 1024 x 768 - High Color (16 bit) Resolution'.

Forward Trial Kit Screen

This is how the dealership setup the Forward Trial Kit analysis.

1. From the drop-down selection box, select **Customer BAR001**.
2. Select **ALS6X6-1-001**.
3. Click **Add to List**.
The workstation is added to the *Selected Item(s)* list.
4. Repeat step 2 and 3 for **ALS6X6-2-001** and **ALS6X6-4-001**.
5. Modify the quantity for **ALS6X6-1-001** to 4.
6. Modify the quantity for **ALS6X6-2-001** to 3.
7. Click **Update**.
The updated quantities are saved.

8. Leave the Display Options at their defaults.
9. Select **DEMOCUB-WHSE07** and **DEMODES-WHSE05**.
10. Click **Add to List**.
The buildings appear in the *Selected Buildings* section.
11. Click **Show Forward Trial Kit Results**.

Forward TrialKit

Cost Analysis

Ready: \$0.00

Touchup: \$0.00

Refurbished: \$0.00

Repair: \$0.00

New: \$0.00

Price Out: \$455.00

Grand Total: \$455.00

Item List

Standard Id	Description	Quantity Required
ALS6X6-1-001	MODULAR OFFICE REGIONAL, STEELCASE AVENIR,6X6,1PK,53H	1
ALS6X6-2-001	MODULAR OFFICE REGIONAL, STEELCASE AVENIR,6X6,2PK,53H	1
ALS6X6-4-001	MODULAR OFFICE REGIONAL, STEELCASE AVENIR,6X6,4PK,53H	1

Building(s) Selected

DEMOCUB-WHSE07 - New Cubiculum Warehouse 07

DEMODES-WHSE05 - Art Nouveau Bldg -Warehouse 05

Result By Product

Catalog No	Req'd/	Base	Ready	Touch Up	Refurb-	Repair	New	Total Price
Standard Id	Total	Price		Refurb-	ished			
1 99001	7		(35)	(41)	(20)	(81)		
EPN00001	7		7	0	0	0	0	
		Price Out \$5.00		\$20.00	\$40.00	\$30.00		\$137.00
2 9904AEFL	7		(38)	(20)	(20)	(40)		
WKS00002	7		7	0	0	0	0	
		Price Out \$5.00		\$75.00	\$150.00	\$75.00		\$136.00
3 9905AEFL	7		(29)	(43)	(20)	(40)		
WKS00004	7		7	0	0	0	0	
		Price Out \$5.00		\$75.00	\$150.00	\$75.00		\$147.50
4 99409	7		(60)	(20)	(20)	(40)		
CND00001	7		7	0	0	0	0	
		Price Out \$5.00		\$40.00	\$75.00	\$50.00		\$68.00
5 BHS36	7		(27)	(20)	(20)	(60)		
SHF00003	7		7	0	0	0	0	
		Price Out \$5.00		\$75.00	\$100.00	\$85.00		\$35.00
6 BSC	14		(46)	(20)	(20)	(40)		
CTS00002	14		14	0	0	0	0	
		Price Out \$5.00		\$20.00	\$40.00	\$30.00		\$45.00
7 MPTAM4130	7		(49)	(20)	(20)	(40)		
PNL00007	7		7	0	0	0	0	
		Price Out \$5.00		\$75.00	\$150.00	\$100.00		\$257.50
8 MPTAM4130	7		(27)	(20)	(20)	(40)		
PNL00008	7		7	0	0	0	0	
		Price Out \$5.00		\$75.00	\$150.00	\$100.00		\$225.50
9 MPTAM4130	14		(17)	(20)	(20)	(40)		
PNL00009	14		14	0	0	0	0	
		Price Out \$5.00		\$75.00	\$150.00	\$100.00		\$250.00
10 POWR90V24ST	7		(31)	(20)	(20)	(73)		
CWK00001	7		7	0	0	0	0	
		Price Out \$5.00		\$75.00	\$150.00	\$75.00		\$485.50
11 PWR243L	7		(42)	(20)	(20)	(79)		
PED00001	7		7	0	0	0	0	
		Price Out \$5.00		\$80.00	\$120.00	\$100.00		\$651.00
Price Out		\$455.00	\$0.00	\$0.00	\$0.00	\$0.00		\$455.00
Total	91		91	0	0	0		
	91		\$0.00	\$0.00	\$0.00	\$0.00		\$455.00


[Print](#) | [Close](#)

Forward Trial Kit Results

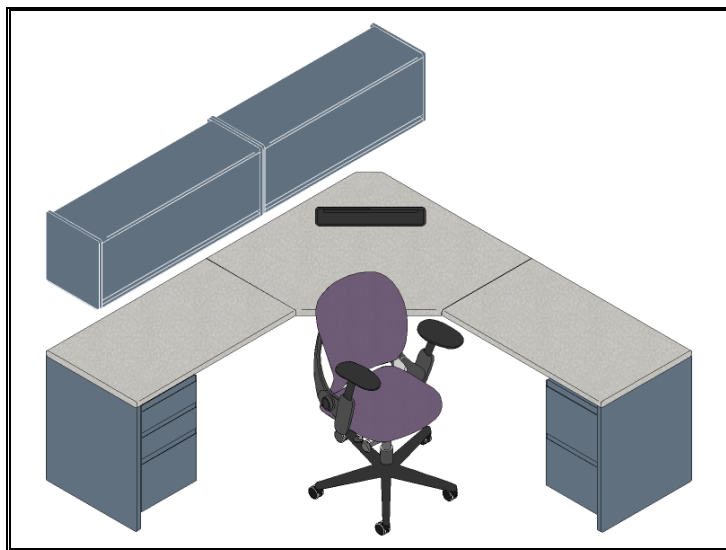
Looking over the report they notice that they have all the product they need to fulfill the request. The totals at the bottom will highlight approximately how much the customer needs to spend to assemble the new office layout.

Separating Panels From Components


Sometimes, the panel structure will stay the same, but the internal components may change, so it may be better to separate the panels from the components. By using a standard panel structure and changing the internal structure, a variety of different typicals may be represented by just a few standard typicals. If you separate the panels, you eliminate the risk of duplicating purchases for the shared components.



Workstation Typical – Panels Only – PNL4P01



Workstation Typical Internal – Straight – WKC0001



Workstation Typical – keyboard cutout with Visitor – WKC0002